

# Lingzi Dream Dash - 10/28/2023

## Overall Results



Place	Bib	Name	Gender	Club	Group	Group Rank	Chip Pace	Chip Time	Gun Time
5K									
1.	3166	Mingliang Guo	M		Male 16-64	1st Overall	5:53 min/mile	18:19	18:20
2.	3188	Xianrong Wang	M		Male 16-64	Age Group Champ	6:03 min/mile	18:49	18:50
3.	3088	Hongyue Guo	M		Male 16-64	2/37	6:04 min/mile	18:54	18:56
4.	3001	Jack Fleming	M		Male 16-64	4/37	6:14 min/mile	19:24	19:26
5.	3373	Corey Niswender	M		Male 16-64	3/37	6:14 min/mile	19:24	19:27
6.	3329	Honggang Zhang	M		Male 16-64	5/37	6:22 min/mile	19:47	19:50
7.	3096	Jacob Cruger	M		Male 16-64	6/37	6:22 min/mile	19:49	19:51
8.	3351	Lixin Qin	M		Male 16-64	7/37	6:29 min/mile	20:11	20:13
9.	3327	Jason Ren	M		Male 15 & Under	Age Group Champ	6:36 min/mile	20:31	20:33
10.	3086	Haiming Wu	M		Male 16-64	8/37	6:42 min/mile	20:51	20:52
11.	3074	Peng Sun	M		Male 16-64	9/37	6:47 min/mile	21:06	21:09
12.	3022	Matt Barresi	M		Male 16-64	10/37	6:49 min/mile	21:12	21:15
13.	3028	Xiaoying Shi	F		Female 16-64	1st Overall	6:51 min/mile	21:20	21:23
14.	3168	Liewei Bao	M		Male 16-64	11/37	7:09 min/mile	22:15	22:18
15.	3318	Yi Zhang	F		Female 16-64	Age Group Champ	7:38 min/mile	23:45	24:04
16.	3021	Quan Tao	M		Male 16-64	15/37	7:44 min/mile	24:04	24:06
17.	3077	Li Xiao	M		Male 16-64	14/37	7:44 min/mile	24:04	24:07
18.	3072	Jeffrey Wang	M		Male 16-64	13/37	7:44 min/mile	24:04	24:08
19.	3331	Ben Sauter	M		Male 16-64	12/37	7:43 min/mile	24:01	24:09
20.	3067	Jessica Sloan	F		Female 16-64	2/67	7:52 min/mile	24:29	24:39
21.	3339	Zhuang Zhang	M		Male 65+	Age Group Champ	7:54 min/mile	24:36	24:40
22.	3342	Dianyuan Wang	M		Male 16-64	16/37	7:55 min/mile	24:37	24:41
23.	3078	Frank Cai	M		Male 16-64	17/37	7:59 min/mile	24:51	24:53
24.	3333	Wenhong Liu	F		Female 16-64	3/67	7:55 min/mile	24:39	24:58
25.	3018	Mason Kerecz	M		Male 16-64	19/37	8:01 min/mile	24:57	25:00
26.	3005	Xavier Strittmatter	M		Male 16-64	18/37	8:00 min/mile	24:54	25:00
27.	3332	Andrew Norkiewicz	M		Male 16-64	20/37	8:19 min/mile	25:52	26:02
28.	3344	Carolyn Norkiewicz	F		Female 16-64	5/67	8:19 min/mile	25:52	26:02
29.	3370	Na Ke	F		Female 16-64	4/67	8:12 min/mile	25:32	26:07
30.	3343	Lili Zhang	F		Female 16-64	6/67	8:20 min/mile	25:56	26:14
31.	3068	Sydney Matteson	F		Female 16-64	7/67	8:41 min/mile	27:00	27:07

# Lingzi Dream Dash - 10/28/2023




## Overall Results

Place	Bib	Name	Gender	Club	Group		Group Rank	Chip Pace	Chip Time	Gun Time
32.	3357	Warren Nie	M		Male 15 & Under		2/7	8:45 min/mile	27:12	27:13
33.	3080	Hong Shao	M		Male 16-64		21/37	8:45 min/mile	27:12	27:15
34.	3372	Chindi Xu	F		Female 16-64		8/67	8:48 min/mile	27:22	27:27
35.	3348	Xuefei Sheng	F		Female 16-64		9/67	8:48 min/mile	27:22	27:27
36.	3020	Zhisong Ji	F		Female 16-64		10/67	8:52 min/mile	27:34	27:38
37.	3095	Hua Fang	M		Male 16-64		22/37	8:50 min/mile	27:28	27:46
38.	3374	Alice Guo	F		Female 16-64		11/67	8:57 min/mile	27:49	27:54
39.	3084	Juan Carlos Martinez	M		Male 16-64		23/37	8:58 min/mile	27:53	27:59
40.	3360	Kevin Xiang	M		Male 15 & Under		3/7	8:57 min/mile	27:51	28:04
41.	3366	Ting Fu	F		Female 16-64		12/67	8:58 min/mile	27:55	28:09
42.	3087	Faith Helm	F		Female 16-64		13/67	9:02 min/mile	28:06	28:23
43.	3368	Kevin Lao	M		Male 15 & Under		4/7	9:07 min/mile	28:22	28:34
44.	3367	Sophia Lao	F		Female 16-64		14/67	9:08 min/mile	28:26	28:41
45.	3089	Rachel Laider	F		Female 16-64		15/67	9:18 min/mile	28:57	29:04
46.	3003	Claire Baugher	F		Female 16-64		16/67	9:19 min/mile	28:59	29:06
47.	3330	Meghan Matthews	F		Female 16-64		17/67	9:20 min/mile	29:03	29:11
48.	3133	Sophia Wang	F		Female 15 & Under		Age Group Champ	9:29 min/mile	29:28	29:33
49.	3079	Miwa Wenzel	F		Female 16-64		18/67	9:29 min/mile	29:29	29:40
50.	3358	Xiaoming Nie	M		Male 16-64		24/37	9:35 min/mile	29:49	29:53
51.	3354	Yan Yuan	F		Female 16-64		20/67	9:42 min/mile	30:09	30:35
52.	3355	Zhiyong Lu	M		Male 16-64		25/37	9:42 min/mile	30:10	30:35
53.	3023	Ian Catmur	M		Male 16-64		26/37	9:47 min/mile	30:27	30:36
54.	3093	Yihang Li	F		Female 16-64		19/67	9:41 min/mile	30:08	30:37
55.	3135	N.n. 3135				See Timers	See Timers	9:41 min/mile	30:08	30:37
56.	3335	Mary Morgan	F		Female 16-64		22/67	9:49 min/mile	30:32	30:42
57.	3365	Lili Wang	F		Female 16-64		21/67	9:45 min/mile	30:21	30:45
58.	3066	Julien Flynn	M		Male 16-64		28/37	9:51 min/mile	30:38	30:48
59.	3337	Jun Zhou	M		Male 16-64		27/37	9:49 min/mile	30:31	30:49
60.	3347	Tori Higgins	F		Female 15 & Under		2/4	9:52 min/mile	30:40	30:51
61.	3014	Weiyao Xiao	M		Male 16-64		29/37	9:52 min/mile	30:42	30:58
62.	3015	Benjamin Xiao	M		Male 15 & Under		5/7	9:55 min/mile	30:51	31:07
63.	3016	Isabella Xiao	F		Female 15 & Under		3/4	9:55 min/mile	30:50	31:07

# Lingzi Dream Dash - 10/28/2023








## Overall Results

Place	Bib	Name	Gender	Club	Group	Group Rank	Chip Pace	Chip Time	Gun Time
64.	3076	Xiaodan Xie	F		Female 16-64	24/67	9:56 min/mile	30:52	31:09
65.	3362	Maggie Zhou	F		Female 16-64	27/67	10:00 min/mile	31:06	31:11
66.	3025	Yan Cheng	F		Female 16-64	23/67	9:54 min/mile	30:48	31:14
67.	3081	Kathleen Mullen	F		Female 16-64	25/67	9:59 min/mile	31:02	31:14
68.	3334	Jennifer Connolly	F		Female 16-64	26/67	9:59 min/mile	31:03	31:14
69.	3336	Collette Hurley	F		Female 16-64	29/67	10:02 min/mile	31:14	31:24
70.	3328	Guili Yao	F		Female 16-64	28/67	10:02 min/mile	31:13	31:30
71.	3346	Owen Zhang	M		Male 16-64	30/37	10:13 min/mile	31:46	31:50
72.	3353	Lauren Erlingheuser	F		Female 16-64	31/67	10:14 min/mile	31:51	31:59
73.	3069	Victor Salvucci	M		Male 16-64	31/37	10:17 min/mile	31:58	32:07
74.	3388	Sally Deng	F		Female 16-64	30/67	10:12 min/mile	31:45	32:09
75.	3002	Kelly Martinez	F		Female 16-64	32/67	10:19 min/mile	32:06	32:31
76.	3326	Colleen Casey	F		Female 16-64	33/67	10:22 min/mile	32:14	32:32
77.	3017	Yeonui Kwak	F		Female 16-64	35/67	10:25 min/mile	32:23	32:34
78.	3361	Naxin Guo	F		Female 16-64	34/67	10:22 min/mile	32:15	32:38
79.	3158	Kevin Yu	M		Male 15 & Under	6/7	10:33 min/mile	32:50	32:55
80.	3134	Lanfeng Liu	F		Female 16-64	37/67	10:35 min/mile	32:56	33:00
81.	3324	Michelle Costello	F		Female 16-64	36/67	10:33 min/mile	32:49	33:04
82.	3070	Jennifer Burke	F		Female 16-64	38/67	10:44 min/mile	33:23	33:37
83.	3136	Cincia Zeng	F		Female 16-64	39/67	10:55 min/mile	33:58	34:26
84.	3031	Jianjian Wang	F		Female 16-64	41/67	10:56 min/mile	34:00	34:28
85.	3371	Erika Akimaru	F		Female 16-64	40/67	10:56 min/mile	33:59	34:28
86.	3195	Haiyang Zhang	F		Female 16-64	42/67	10:57 min/mile	34:02	34:33
87.	3097	Carrie Liu	F		Female 16-64	43/67	11:09 min/mile	34:41	35:05
88.	3090	Danny Brack	M		Male 16-64	33/37	11:17 min/mile	35:07	35:13
89.	3004	Sebastien Liltevup-Chartier	M		Male 15 & Under	7/7	11:15 min/mile	34:58	35:25
90.	3319	Michelle L'heureux	F		Female 16-64	44/67	11:15 min/mile	35:00	35:25
91.	3320	Brian Chartier	M		Male 16-64	32/37	11:15 min/mile	34:59	35:26
92.	3356	Zhimin Zhu	F		Female 16-64	45/67	11:27 min/mile	35:37	35:53
93.	3011	Deepak Suri	M		Male 16-64	34/37	11:45 min/mile	36:33	36:41
94.	3010	Shreeya Khullar	A		Nonbinary 16 -64	 1st Overall	11:45 min/mile	36:32	36:41
95.	3099	Victoria Kleiner	F		Female 16-64	49/67	11:57 min/mile	37:09	37:16

# Lingzi Dream Dash - 10/28/2023



## Overall Results

Place	Bib	Name	Gender	Club	Group	Group Rank	Chip Pace	Chip Time	Gun Time
96.	3027	Callie Donahue	F		Female 16-64	48/67	11:57 min/mile	37:09	37:17
97.	3029	Jackie Turcinovic	F		Female 16-64	47/67	11:57 min/mile	37:09	37:17
98.	3009	Meghan Zaremba	F		Female 16-64	46/67	11:51 min/mile	36:52	37:24
99.	3007	Lauren Woods	F		Female 16-64	52/67	12:07 min/mile	37:39	37:43
100.	3082	Stefanie O'shea	F		Female 16-64	51/67	12:04 min/mile	37:32	37:43
101.	3196	Mengru Li	F		Female 16-64	50/67	12:03 min/mile	37:28	37:59
102.	3323	Orla O'shea	F		Female 16-64	53/67	12:19 min/mile	38:18	38:31
103.	3325	Andrea Joyce	F		Female 16-64	54/67	12:21 min/mile	38:24	38:38
104.	3026	Alexandra Margine	F		Female 16-64	55/67	12:54 min/mile	40:08	40:18
105.	3098	Irina Margine	F		Female 16-64	56/67	12:55 min/mile	40:08	40:18
106.	3006	Gregory Ford	M		Male 16-64	35/37	13:04 min/mile	40:38	40:58
107.	3322	Liz Mongrello	F		Female 16-64	57/67	13:04 min/mile	40:38	40:58
108.	3030	Bohong Zhang	F		Female 16-64	58/67	13:08 min/mile	40:50	41:06
109.	3012	Jasmine Lee	F		Female 16-64	60/67	14:28 min/mile	44:58	45:30
110.	3013	Mai Nguyen	F		Female 16-64	59/67	14:28 min/mile	44:58	45:30
111.	3071	Alice Ingham	F		Female 16-64	61/67	14:54 min/mile	46:21	46:42
112.	3019	Grumpy Gately	M		Male 65+	 2/3	15:10 min/mile	47:08	47:20
113.	3321	Patricia Esposito	F		Female 65+	 Age Group Champ	15:36 min/mile	48:30	48:43
114.	3359	Amy Emerman	F		Female 16-64	62/67	15:48 min/mile	49:06	49:30
115.	3338	Karen Laplante	F		Female 16-64	64/67	15:48 min/mile	49:08	49:31
116.	3349	Cindy Port	F		Female 16-64	65/67	15:48 min/mile	49:08	49:31
117.	3083	Leslie Dolan	F		Female 16-64	63/67	15:48 min/mile	49:08	49:31
118.	3085	Rebecca Martinez	F		Female 16-64	66/67	16:27 min/mile	51:08	51:13
119.	3341	Jiaqi Liu	F		Female 15 & Under	4/4	17:12 min/mile	53:29	53:30
120.	3340	Yubo Liu	M		Male 16-64	36/37	17:12 min/mile	53:29	53:31
121.	3092	Jane Faccenda	F		Female 16-64	67/67	27:05 min/mile	1:24:09	1:24:31
122.	3091	Connor Faccenda	M		Male 16-64	37/37	27:05 min/mile	1:24:11	1:24:34
123.	3094	John Chu	M		Male 65+	 3/3	27:06 min/mile	1:24:12	1:24:35
124.	3024	Dina Chu	F		Female 65+	 2/3	27:14 min/mile	1:24:39	1:25:02
125.	3131	Eileen Winters	F		Female 65+	 3/3	27:16 min/mile	1:24:46	1:25:02

Number of records: 125